










# MASTER COMMUNITY PLAN

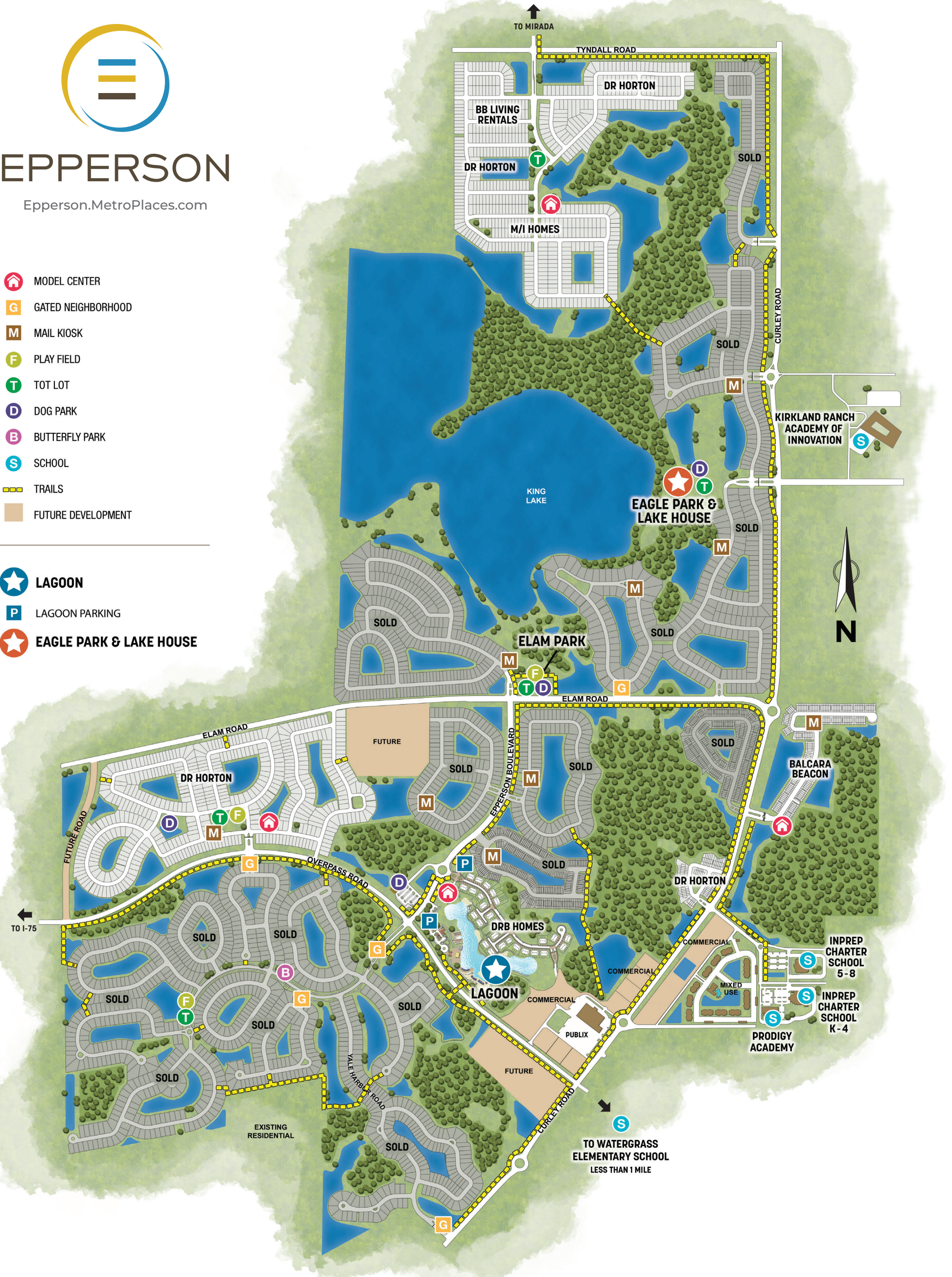



## EPPERSON


Epperson.MetroPlaces.com

-  MODEL CENTER
-  GATED NEIGHBORHOOD
-  MAIL KIOSK
-  PLAY FIELD
-  TOT LOT
-  DOG PARK
-  BUTTERFLY PARK
-  SCHOOL
-  TRAILS
-  FUTURE DEVELOPMENT

-  LAGOON
-  LAGOON PARKING
-  EAGLE PARK & LAKE HOUSE



 WESLEY CHAPEL ELEMENTARY SCHOOL  
 THOMAS E. WEIGHTMAN MIDDLE SCHOOL  
 WESLEY CHAPEL HIGH SCHOOL  
 LESS THAN 2 MILES

 TO WATERGRASS  
 ELEMENTARY SCHOOL  
 LESS THAN 1 MILE